

# FRANKFORT PUBLIC SERVICE DISTRICT

## WATER IMPROVEMENT PROJECT

### WVIJDC PROJECT NO. 2013W-1472

# WATERLINE CONSTRUCTION & PUMP STATION

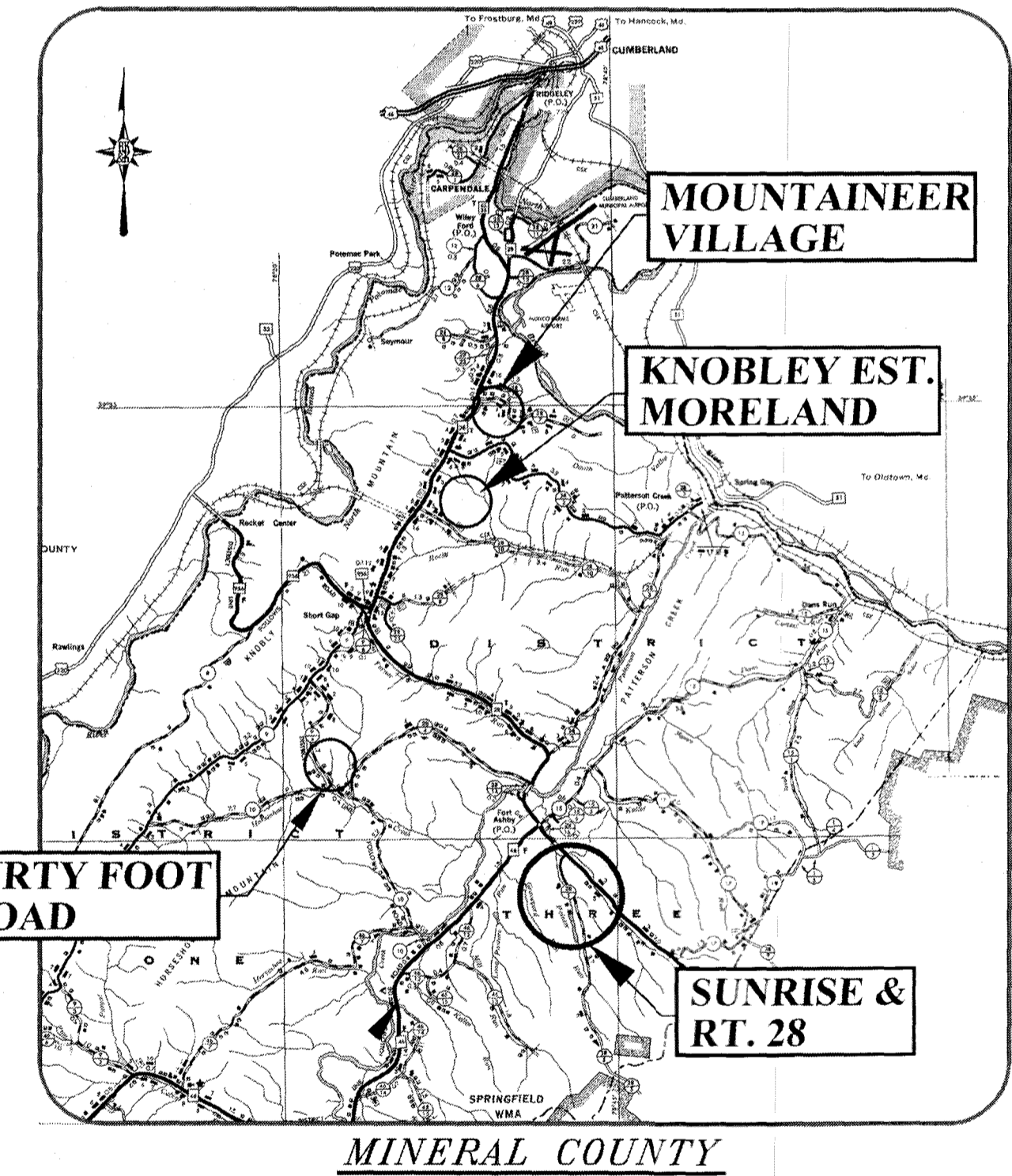
## CONTRACT FWAT-16-04

**NOTE:**  
REFER TO SPECIFICATIONS PRIOR TO CONSTRUCTION. PLANS AND SPECIFICATIONS MUST BE READ TOGETHER TO KNOW FULLY WHAT MUST BE BUILT.

ALL DOCUMENTS INCLUDING DRAWINGS AND SPECIFICATIONS FURNISHED BY ENGINEER PURSUANT TO THIS AGREEMENT ARE INSTRUMENTS OF HIS SERVICES IN RESPECT OF THE PROJECT. THEY ARE NOT INTENDED OR REPRESENTED TO BE SUITABLE FOR REUSE BY THE OWNER OR OTHERS ON EXTENSIONS OF THE PROJECT OR ON ANY OTHER PROJECT. ANY REUSE WITHOUT SPECIFIC WRITTEN VERIFICATION OR ADAPTATION BY ENGINEER WILL BE AT OWNER'S SOLE RISK AND WITHOUT LIABILITY OR ADAPTATION BY ENGINEER, AND OWNER SHALL INDEMNIFY AND HOLD HARMLESS ENGINEER FROM ALL CLAIMS, DAMAGES, LOSSES AND EXPENSES INCLUDING ATTORNEYS' FEES ARISING OUT OF OR RESULTING THEREFROM. ANY SUCH VERIFICATION OR ADAPTATION PERFORMED BY THE ENGINEER AT THE OWNER'S REQUEST WILL ENTITLE ENGINEER TO FURTHER COMPENSATION AT RATES TO BE AGREED UPON BY OWNER AND ENGINEER.

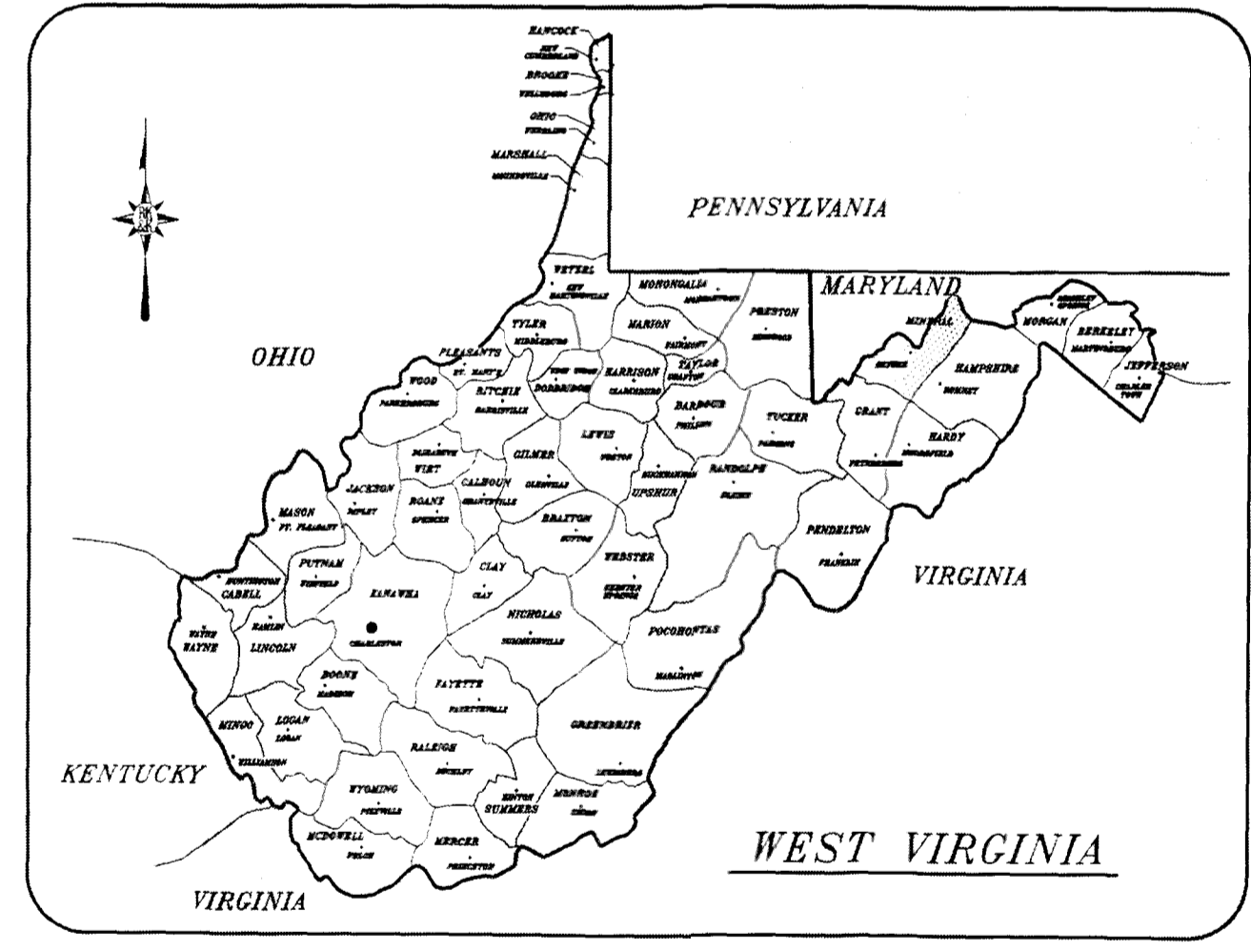
NOTE: 53 SHEETS IN THIS PLAN SET

52	MIDDLE RIDGE TANK RTU WIRING DIAGRAM
51	MIDDLE RIDGE TANK RTU PANEL
50	PAINTER HOLLOW PS RTU PANEL WIRING DIAGRAM
49	PAINTER HOLLOW PS RTU PANEL
48	SCADA SYSTEM ABB. SYMBOLS, LEGEND
47	ELECTRICAL DETAILS
46	MIDDLE RIDGE TANK ELECTRICAL PLANS
45	PUMP STATION ELECTRICAL PLANS & PANELBOARD
44	ELECTRICAL ABB., NOTES, & PS SITE PLAN
43	ROAD DETAILS
41-42	FRANKFORT PSD STANDARD WATER DETAILS
40	SEDIMENT AND EROSION CONTROL DETAILS
39	PUMP STATION MISC DETAILS
35-38	PAINTER HOLLOW PUMP STATION PLAN SHEETS
34	STREAM CROSSINGS PROFILES SHEET
30-33	NOBLEY ESTATES/PLUM RUN PLUM SHEET
29	NOBLEY ESTATES/PLUM RUN INDEX SHEET
26-28	MOUNTAINAIRE VILLAGE PLAN SHEET
25	MOUNTAINAIRE VILLAGE INDEX SHEET
22-24	DIRTY FOOT ROAD/BOSLEY SUB. PLAN SHEET
21	DIRTY FOOT ROAD/BOSLEY SUB. INDEX SHEET
6-20	WV RT. 28 SOUTH-SUNRISE PLAN SHEETS
5	WV RT. 28 SOUTH-SUNRISE INDEX SHEET
4	RIGHT OF WAY
3-3A	QUANTITIES
2	GENERAL NOTES & LEGEND
1	TITLE PAGE
<b>PAGE</b>	<b>DESCRIPTION</b>
<b>INDEX</b>	



**UTILITIES ENCOUNTERED**

- ELECTRIC - ALLEGHENY POWER CO.
- GAS - MOUNTAINEER GAS
- TELEVISION CABLE- ATLANTIC BROADBAND
- WATER - FRANKFORT PSD
- SANITARY SEWER - FRANKFORT PSD
- TELEPHONE - FRONTIER



**PROJECT AREA**

**WVIJDC PROJECT NO. 2013W-1472**  
**NOVEMBER 17, 2016**

**FRANKFORT PUBLIC SERVICE DISTRICT**


\_\_\_\_\_  
DOUG BRELSFORD, CHAIRMAN

DATE: \_\_\_\_\_

RUMMEL, KLEPPER & KAHL, LLP

\_\_\_\_\_  
DAVID G. VANSCOY, P.E. #6649

DATE: \_\_\_\_\_




**FRANKFORT PUBLIC SERVICE DISTRICT**

RAE CORWELL FIELD MANAGER

**BOARD MEMBERS:**

DOUG BRELSFORD	CHAIRMAN
JERRY FRANTZ	TREASURER
PAUL CORWELL	SECRETARY
BLANE MURRAY	BOARD MEMBER
JEFFERY ADAMS	BOARD MEMBER

**BIDDING PLANS**



**RUMMEL, KLEPPER & KAHL, LLP**  
159 PLAZA DRIVE  
KEYSER, WEST VIRGINIA 26726  
T - 304.788.3370 F - 304.788.3577  
www.rkk.com

PROJECT NO. 1115-14.9	REVISIONS
DATE: NOVEMBER 17, 2016	
DESIGNED: CLA	
DRAWN: CLA	
CHECKED: DGV	

FRANKFORT PSD  
P.O. BOX 80  
WILEY FORD, WV 26767

FRANKFORT PUBLIC SERVICE DISTRICT  
WATER IMPROVEMENT PROJECT

TITLE PAGE

DRAWING  
NO. **1** ...  
OF **52** ...

U:\PROJECTS\2015\11149\_FPSD\_WATERLINE\DRAWINGS\PHASE 1\PROJECTS\CONTRACT 4 - WATERLINE CONSTRUCTION\01 - TITLEPAGE.DWG